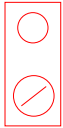
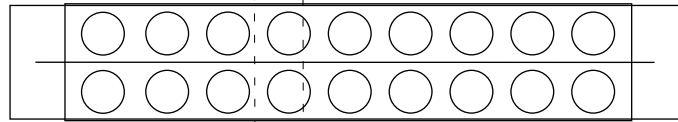


Comp White  
 Pump N (White)  
 Neutral In  
 Neutral In  
 Neutral In



Ground



Line In 1  
 Line In 2  
 Line In 3  
 Pump 4  
 Comp Black 5  
 Timer Float 6  
 Timer Float 7  
 Alarm 8  
 Alarm 9

Dotted Lines Indicate  
 Field Connections

1/2 hp  
 @ 115V



Service Connection:

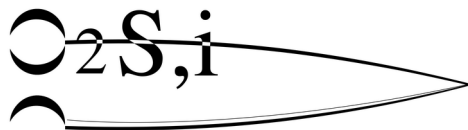
- (1) 20 amps 120v - pump
- (1) 10 amps 120v - compressor
- (1) 10 amps 120v - controls

Wide Angle Floats with a Min 4" Tether  
 are Required on Timer Float Switch.

Timer On Float  
 Wide Angle w/  
 min 4" Tether

High Level Alarm Float

Comp Air Pressure Sensor



Obsidian Onsite Services, inc.

PO Box 100, Tappahannock, VA 22560  
 804-925-1484 obsidianonsite@verizon.net

Custom Control Panel  
 Model Sim-TD(PWC)