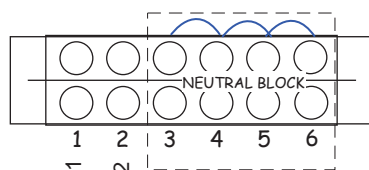
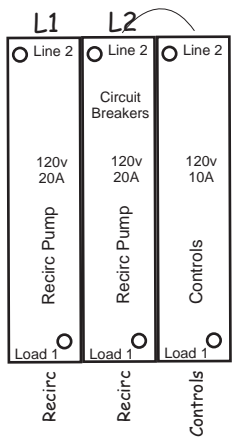


120V Simplex Double Time Dose Control Panel for Onsite Systems with (2) 1/2 hp Pumps



- Separate control/pump circuits and circuit breakers
- (two 120v 20 amp circuits for (2) pumps and one 120v 10 amp circuit for controls)
- NEMA 4x rated enclosure
- Removable backplate for component mounting.
- Time dosing relay for each pump
- Visual and Audible alarm
- Alarm test switch
- Audible alarm mute switch
- Elapsed time meter for each pump
- Cycle counter for each pump
- Run light for each pump
- Timer On/Alarm pump float terminals (low amps)
- Manual pump override switch for each pump

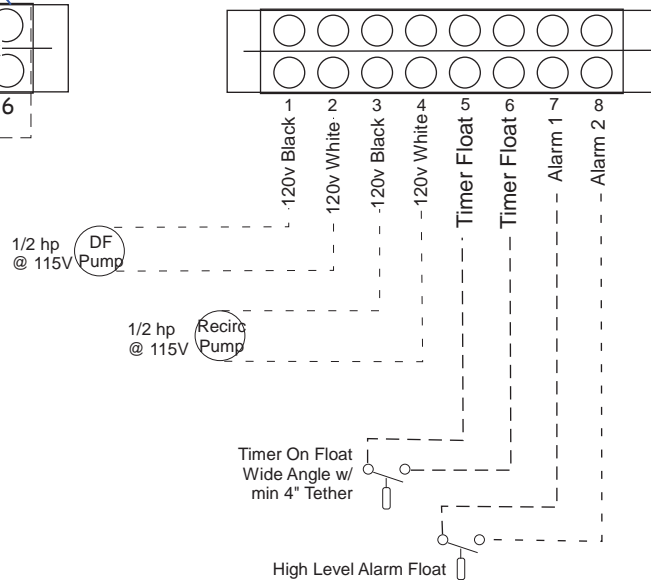
Dimensions: 13" wide x 13" tall x 8" deep



Dotted Lines Indicate Field Connections

Service Connection:
(2) 120v 20amp

Wide Angle Floats with a Min 4" Tether are Required on Timer Float Switch.



All Internal Parts are Removable and Replaceable
No Printed Circuit Boards
No Low Voltage Circuits



Obsidian Onsite Services, inc.

PO Box 100, Tappahannock, VA 22560
804-925-1484 obsidianonsite@verizon.net

Custom Control Panel
Model Sim-2TD-120v