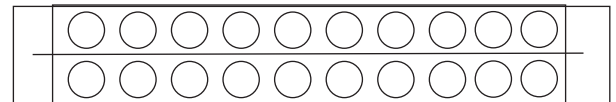
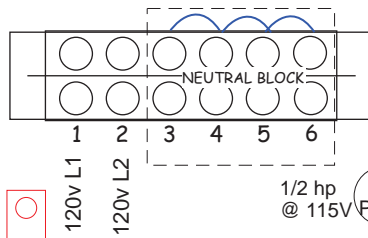
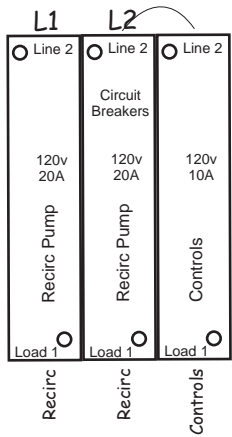


120V Simplex Double Time Dose Control Panel for Onsite Systems with (2) 1/2 hp Pumps

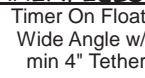


- Separate control/pump circuits and circuit breakers
- (two 120v 20 amp circuits for (2) pumps and one 120v 10 amp circuit for controls)
- NEMA 4x rated enclosure
- Removable backplate for component mounting.
- Time dosing relay for each pump
- Visual and Audible alarm
- Alarm test switch
- Audible alarm mute switch
- Elapsed time meter for each pump
- Cycle counter for each pump
- Run light for each pump
- (2) Timer On + Alarm pump float terminals (low amps allows 150v control wire use)
- Manual pump override switch for each pump

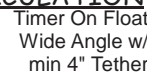
Dimensions: 13" wide x 13" tall x 8" deep



Set Drainfield Timer-ON Float @ 28" **DRAINFIELD**
(~600 gallon level)



Set Recirc Timer-ON Float @ 24" **RECIRCULATION**
(~500 gallon level)



High Level Alarm Float

Dotted Lines Indicate Field Connections

Service Connection:
(2) 120v 20amp

Wide Angle Floats with a Min 4" Tether are Required on Timer Float Switch.



Obsidian Onsite Services, inc.

PO Box 100, Tappahannock, VA 22560
804-925-1484 obsidianonsite@verizon.net

All Internal Parts are Removable and Replaceable
No Printed Circuit Boards
No Low Voltage Circuits

Custom Control Panel
Model Sim-2TD-2F-120v
for EZ-Treat